

Designed by Robert Dudley Best

PRODUCT



Item no.: 001-0723X
+ style code

Don't polish the brass

DESCRIPTION

Bestlite has been in continuous production since 1930. Robert Dudley Best created Bestlite design. He was highly influenced by the Bauhaus. In the past 80 years, people appreciated the lamps and it decorates many homes, hotels and restaurants worldwide. Loved by architects, designers and design aficionados throughout its 80-year history, today, Bestlite enjoys global iconic status.

VERSION - BESTLITE WALL LAMP BL7

Shade: Charcoalblack, Matt-White or Grey
Tube and arm: Brass with lacquered surface

Shade and base: Brass with lacquered surface
Tube and arm: Brass with lacquered surface

RAL codes are indicative.

- Fabric wire - Black:
- Charcoal black/Brass / White inside // RAL 9011 / RAL 9003 // Gloss level 20 / Gloss level 20
- Grey w/Brass / White inside // RAL 2604005 / RAL 9003 // Gloss level 30 / Gloss level 20
- Brass w/Brass / White inside // - / RAL 9003 // - / Gloss level 20

- Fabric wire - Off-White:
- Matt-White w/Brass / White inside // RAL 9003 / RAL 9003 // Gloss level 20 / Gloss level 20

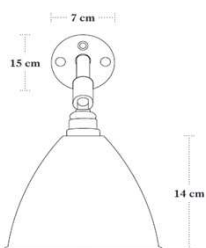
Please contact us for other colours or finishes.

VERSION

Order item - look for part number in the pricelist.

Series contains the following:

BL5, BL6, BL7, BL10



COLOURS



// Charcoal black / Brass



// Grey / Brass



// Matt-White / Brass



// All Brass

FACTS

MEASUREMENT - L X W X H MM

Lamp height: 290 mm
Tube length: - mm
Shade height: 140 mm
Shade diameter: Ø160 mm
Cord - total length w/sw: App. 2400 mm
Cord - exposed out of lamp: App. 2000 mm

WEIGHT ITEM - LAMP INCL. WIRE
489 g

PACKAGING TYPE
White cardboard box w/ 5ply corrugated

PACKAGING MEASUREMENT - L X W X H CM
L:26 x W:28 x H:20 cm

WEIGHT PACKAGING - MATERIAL TYPE

- Paper Egg crate: 280,5 g
- PE polybag: 60 g
- Cardboard inside: 26 g
- Cardboard outside: 206 g

WEIGHT PACKAGING - TOTAL
1001 g

NUMBER OF PARCELS
1 pcs.

LIGHT SOURCE

- Socket: E14 base
- Recommended light source: *All fluorescens light bulbs*
- Recommended wattage: 9 W ~ (40 WATT incandescent bulbs)
- Max wattage: 13 W

- Recommended light source: *Halogen light bulb*
- Recommended wattage: 28 W ~ (40 WATT incandescent bulbs)
- Max wattage: 28 W

- All lamps can be fitted with a dimmer.
Please contact your local electrician.

- Lightbulb not included

Designed by Robert Dudley Best

CLEANING AND MAINTENANCE

Use a soft damp cloth when cleaning your Bestlite lamp. Do not use household cleaners.

ACCESSORIES

-

ENVIRONMENT

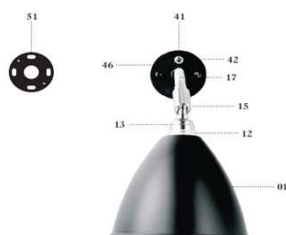
-

TESTS

-

CERTIFICATION AND LABELS

CE-CERTIFIED



ON DEMAND - (ordered at an additional charge)

ORDERING - BL7 Hard-wired (switched):
No cord, switch on the wallbracket

- Euro voltage: 230 V
- Frequency: 50 Hz
- Supply voltage: AC power ~
- Normally Closed: IP20



Class II / Double insulated



CE-Mark



Luminaires accepted for mounting on a flammable base

KOMPONENTS

Item no.: 001-0723X

- 01 // Shade Ø16 cm.
- 05 // E14 lamp holder
- 10 // Insulating ring
- 11 // Internal shade ring
- 12 // External shade ring
- 13 // Lamp holder cover
- 15 // Universal joint
- 17 // Bestlite arm
- 41 // Push button switch
- 42 // Cover for push button switch
- 46 // Wall bracket
- 49 // Screw 9x19 mm.
- 51 // Mounting plate Ø7 cm

MATERIAL

Shade: Charcoalblack, White or Grey
Tube and arm: Brass with lacquered surface
Textile covered cord

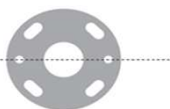
Shade and base: Brass with lacquered surface
Tube and arm: Brass with lacquered surface
Textile covered cord

INSTALLATION INSTRUCTIONS

The Bestlite key:

It's a practical tool that enables you to fasten the lamp arm. Simply use it like a screwdriver in the slot in the Bestlite nut.

It's suitable for painting.
Get out of your packaging, and use directly on your wall for accurate placing of the hole.
Mark over the indicator in red.



Technical information:

Light source: E14, 40W incandescent or 40W halogen bulb.

For power of other lighting type see the lamp is not approved for outdoor use or use in damp rooms.

Some advice on cleaning your Bestlite:

Powder coated parts - base bracket and shade:
Wipe the parts with a damp cloth soaked in water, water and a mild detergent.

Chrome plated parts:

Wipe the chrome with clean cloth and clean with a mild soap.
Do not use abrasive household cleaners.

Use only soft cloth for wiping and polishing, never springs or other steel.
Do not use abrasive household cleaners.

Do not use acids or alkaline cleaning products, also chlorine or household ammonia.

BESTLITE • GUBI, Bülowsvej 74, DK-2100, Copenhagen, Denmark • www.bestlite.com



BESTLITE
Since 1929

